

Autoclave

Pointer SA (Manual) Series

Pointer series are pressure control autoclaves, have two versions; the "Manual" version (SA), which requires manual intervention during a session.



Reliable Sterilization Partner

STURDY
APEX GROUP

Autoclave

Pointer SA (Manual) Series

Features

Pointer SA (Manual) Series

- Independent steam generator
- Wide range of usage
- Low water indication (Optional)
- Stainless steel chamber Jacket, door support and steam generator
- Double wall chamber design
- Pre-heating program
- Cylindrical chamber volume: 100, 143, 196, 350 (L)




Autoclave

Pointer SA (Manual) Series

Pointer SA (Manual) Series External View

Pointer-SA (Cylindrical chamber)

A Temp. of Chamber



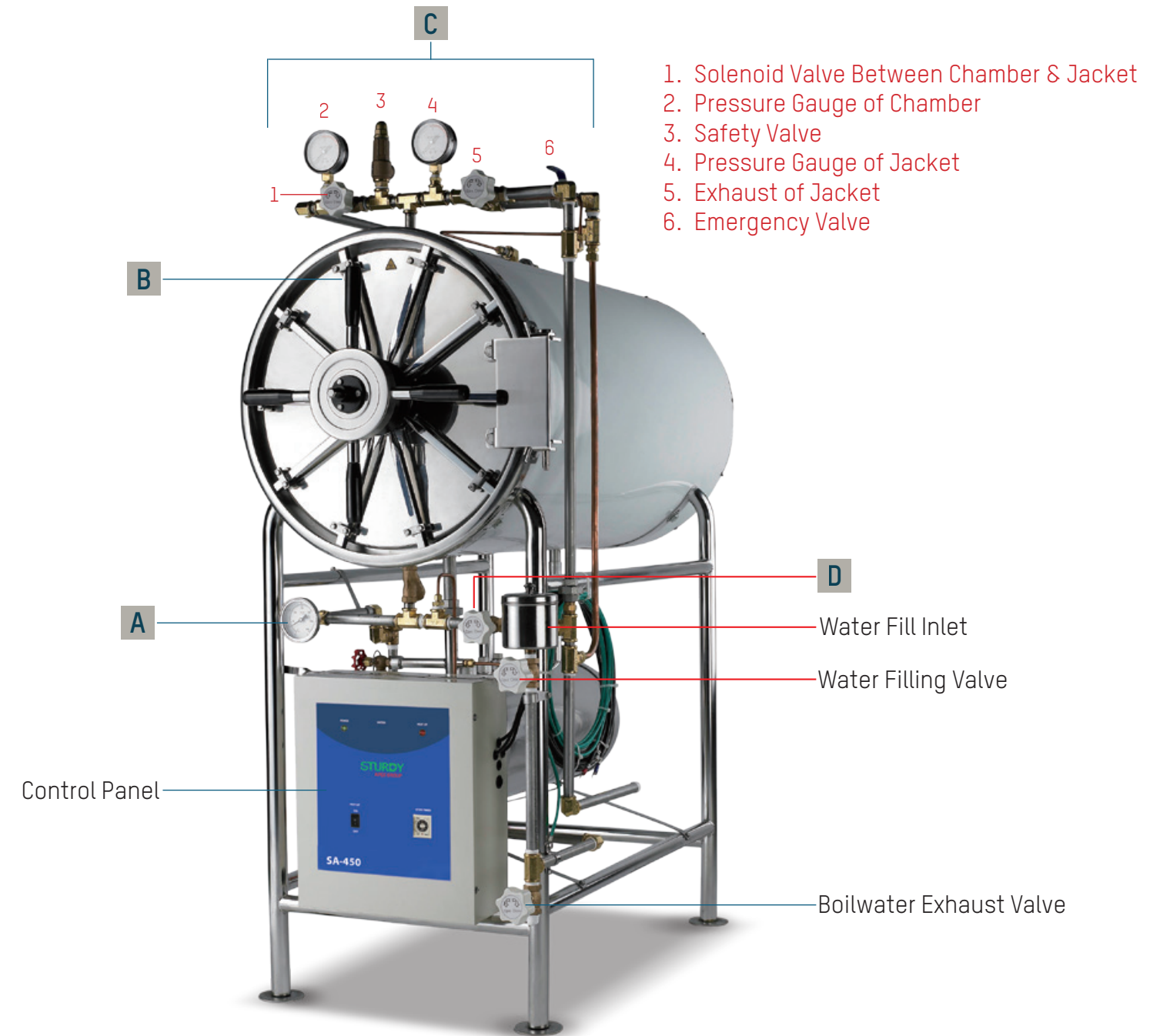

B Door Handle



C



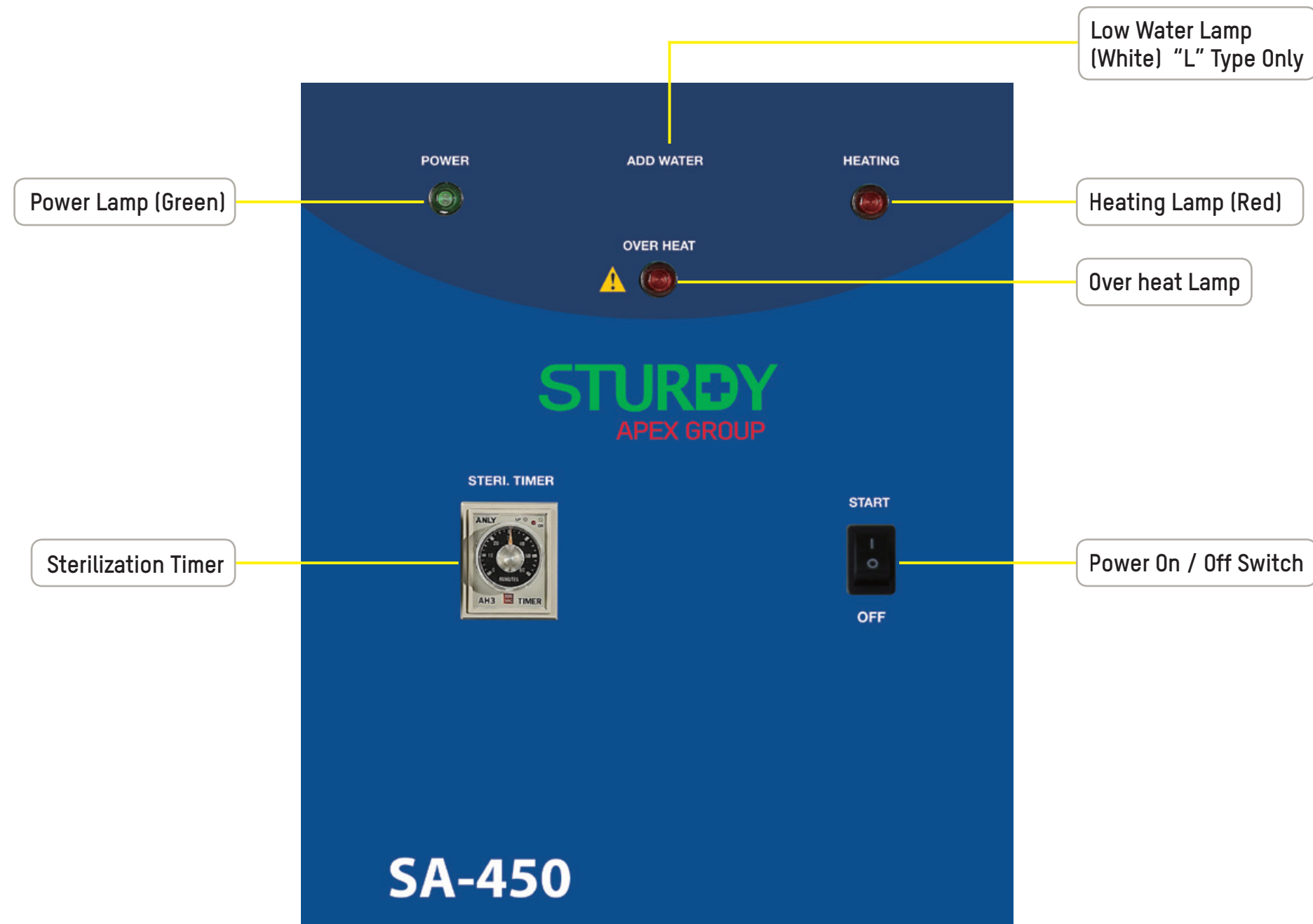
D Exhaust of Chamber



Autoclave

Pointer SA (Manual) Series

Pointer SA (Manual) Series Control Panel



Reliable Sterilization Partner



Autoclave

Pointer SA (Manual) Series

Certifications

Sturdy is manufactured in compliance with the following directives and standards:

- 93/42/EEC
- Class IIB (European Directive for Medical Devices)
- 2014/68/EU (Pressure Equipment Directive)
- EN 285 (Large Steam Sterilizers),
- EN 13060 (Small Steam Sterilizers)
- EN 61010-1/-2-040 (Safety Requirements for Electrical Equipment for Measurement Control And Laboratory Use – Part 1 and Part 2)
- EN 61326-1 (Electrical Equipment for Measurement Control And Laboratory Use – EMC Requirements – Part 1: General Requirements)
- ISO 13485 (Quality Management/Certification)

Autoclave

Pointer SA (Manual) Series

Pointer SA (Manual) Series Specifications

SPEC/Model NO.	SA-400	SA-450	SA-500	SA-600
Chamber Capacity (L)	100	143	196	350
Chamber Size Diam x Depth (mm)	400 x 800	450 x 900	500 x 1000	610 x 1200
Overall Dimensions W x H x D (mm)	630 x 1520 x 1070	670 x 1650 x 1250	670 x 1660 x 1290	800 x 1700 x 1475
Voltage (V)	230 / 380 (Mono / Tri phase)			
Heater (KW)	7		9	12
Water Fill *	Manual			
Chamber Type	Cylindrical			
Pressure Option (bar)	1.4			
Selectable Sterilization Timer	0-60 min.			
Selectable Dry Timer	0-60 min.			
Digital Printer	N/A			
6-Point Temp Sensor Recorder	N/A			
1-Point Temp Sensor Recorder	N/A			
Liquid	0			

* "Manual"- Water must be added manually. Manual water fill with optional piping.

Autoclave

Pointer SA (Manual) Series

Pointer SA (Manual) Series Specifications

SPEC/Model NO.	SA-400	SA-450	SA-500	SA-600
Temperature Indicator			Gauge	
Pressure Indicator * ²			Gauge	
Progress Indicator (bar or lights)			S	
Power Indicator			S	
Pressure Auto Lock			0	
Reset			N/A	
Standby * ³			N/A	
Program Selector			N/A	
Pre-Vacuum			N/A	
Post Dry Vacuum			N/A	
Water Pump			N/A	

Note: "S" - Standard configuration. "0" - Optional configuration.

*² "Gauge" - Includes both Jacket and Chamber pressure gauges.

*³ "Standby" - Allows the Big Autoclave to maintain jacket temperatures between sterilization sessions.

Other notes:

- Standard Chamber / Jacket / Door / Housing are made of Stainless Steel#304. #316 Stainless steel optionally available for Chamber / Jacket / Door.
- Heater material is Stainless Steel #316.
- Standard Accessories: Tray*1, Glass Viewer Tube * 2
- Optional Accessories: Trolley / Plate Set / Basket
- Sturdy also offers customized sizes up to 2000 L.

Autoclave

Pointer SA (Manual) Series

Comparison Table - Floor Stand Series Feature Comparison

Model NO.	HP	SAT	SAP	Pointer-Auto	Pointer-Manual
Control System	Digital Temp. PLC Control		Mechanical Pressure Control Optional: (T) for Digital Temp. Control	Mechanical Pressure Control	
Program for selection Wrapped/Unwrapped/Liquid	Yes			N/A	
Air Removal	Vacuum Pump		Gravity		
Pre-Vacuum Function	Yes		N/A		
Post(Dry)-Vacuum Function	Yes		Optional (V)		N/A
Dry function	Yes (Auto)			Yes (Manual)	
Printer & USB storage	Yes	N/A			
1-point temp. recorder	N/A	Yes	Optional (X)	N/A	
6-point temp. recorder	N/A	Optional (Y)		N/A	
Double Door	Optional (D)			N/A	
Fill water system* (Water pressure 2 bar required)	Auto			Manual Optional (B) for auto	Manual
Chamber/Jacket Pressure display	Gauge / LCD Display		Gauge		
Stand-by Switch	Yes		N/A		
Emergency/Reset Switch	Yes			N/A	
Add-Water Pump	Optional (W)			Optional (BW)	N/A
Water level Protection	Yes			Optional (L)	
Pressure door auto-lock	Yes		Optional (K)		

Option Codes (e.g. Optional (V)) listed in the table above are only reference codes used by other documentation.

Autoclave

Pointer SA (Manual) Series

Option Codes

Option Codes (e.g. Optional (V)) listed in the table above are only reference codes used by other documentation.

B: AUTO-ADD WATER PLUMBING (WATER PRESSURE OF 2 BARS REQUIRED)

D: DOUBLE DOOR DEVICE

K: PRESSURE DOOR AUTO-LOCK DEVICE

L: WATER LEVEL CONTROLLER (LOW WATER INDICATOR)

T: DIGITAL DISPLAYED TEMP. CONTROLLER

V: DRY VACUUM PUMP

W: ADD WATER PUMP

X: 1-POINT TEMP. RECORDER

Y: 6-POINT TEMP. RECORDER

Autoclave

Pointer SA (Manual) Series

Accessories

A Basket



B Plate Set



C.1 Optional Trolley



D Filter



C.2 Optional Trolley

