

morgon®



Milling & Drilling

Tapping Machine



MD-25

Motor 3ø: 3/4HP
Spindle Speed (R.P.M.)
1 Speed Motor (standard): 60Hz 115-2600
50Hz 95-2160

Spindle Taper: MT3 or R8
Spindle Stroke: 90 mm
Spindle Nose To Column Surface: 170 mm
Working Table: 585 x 190 mm
Longitudinal Travel: 340 mm
Cross Travel: 150 mm
Column Diameter: ø92 mm
Number of T-slots: 4
T-slots Size: 14 x 24 mm
Packing Measurement:
L x W x H / 712 x 737 x 991 mm (w/o stand)
N.W./G.W.: 170/200 kgs
20' Container Q'ty: 48 sets (w/o stand)



Stand is optional

In Mild Steel	Drilling	25mm (1")
	Face Mill	76mm (3")
	End Mill	20mm (3/4")
	Tapping	16mm (5/8")
In Light Alloy		25mm (1")

MD-31

Motor 3ø: 1.5HP
Spindle Speed (R.P.M.)
1 Speed Motor (standard): 60Hz 150-3000
50Hz 125-2500
2 Speed Motor (optional): 60Hz 75-3000
50Hz 62-2500

Spindle Taper: MT3 or R8
Spindle Stroke: 130 mm
Spindle Nose To Column Surface: 170 mm
Working Table: 730 x 210 mm
Longitudinal Travel: 430 mm
Cross Travel: 185mm
Column Diameter: ø115 mm
Number of T-slots: 4
T-slots Size: 16 x 26 mm
Packing Measurement:
L x W x H / 800 x 737 x 1143 mm (w/o stand)
N.W./G.W.: 270/300 kgs
20' Container Q'ty: 42 sets (w/o stand)



Stand is optional

In Mild Steel	Drilling	32mm (1-1/4")
	Face Mill	76mm (3")
	End Mill	20mm (3/4")
	Tapping	16mm (5/8")
In Light Alloy		32mm (1-1/4")

MD-31N2F

Spindle Power Down Feed
0.12-0.18-0.25mm per/rev.

Motor 3ø: 1.5HP
Spindle Speed (R.P.M.)
1 Speed Motor (standard): 60Hz 150-3000
50Hz 125-2500
2 Speed Motor (optional): 60Hz 75-3000
50Hz 62-2500

Spindle Taper: MT3 or R8
Spindle Travel: 130 mm (RF=107 mm)
Spindle Nose To Column Surface: 170 mm
Working Table: 730 x 210 mm
Longitudinal Travel: 430 mm
Cross Travel: 185 mm
Column Diameter: ø115 mm
Packing Measurement:
L x W x H / 800 x 737 x 1143 mm (w/o stand)
N.W./G.W.: 270/300 kgs
20' Container Q'ty: 42 sets (w/o stand)



Stand is optional

In Mild Steel	Drilling	32mm (1-1/4")
	Face Mill	76mm (3")
	End Mill	20mm (3/4")
	Tapping	16mm (5/8")
In Light Alloy		32mm (1-1/4")

MD-31VBS+DRO

Ball screw + DRO

MD-31FBS+DRO

Power down feed+Ball screw +DRO

Motor 3ø: 1.5HP
Spindle Speed (R.P.M.)
1 Speed Motor (standard): 60Hz 150-3000
50Hz 125-2500
2 Speed Motor (optional): 60Hz 75-3000
50Hz 62-2500

Spindle Taper: MT3 or R8
Spindle Travel: 130 mm
Longitudinal Travel: 430 mm
Cross Travel: 185 mm
Quill Diameter: ø75 mm
Column Diameter: ø115 mm
Spindle Nose To Column Surface: 170 mm
Spindle Nose To Table: 440 mm
Working Table: 730 x 210 mm
Number of T-slots: 4
T-slots Size: 16 x 26 mm
Packing Measurement:
L x W x H / 800 x 737 x 1143 mm (w/o stand)
N.W./G.W.: 270/300 kgs
20' Container Q'ty: 42 sets (w/o stand)



Stand is optional

In Mild Steel	Drilling	32mm (1-1/4")
	Face Mill	76mm (3")
	End Mill	20mm (3/4")
	Tapping	16mm (5/8")
In Light Alloy		32mm (1-1/4")

MD-35

Motor 3ø: 1.5HP
 Spindle Speed (R.P.M.)
 1 Speed Motor (standard): 60Hz 340-3000
 50Hz 300-2600
 2 Speed 1 1/2HP Motor(4p/8p) (optional): 60Hz 170-3000
 50Hz 145-2600

Spindle Taper: MT3
 Spindle Stroke: 130 mm
 Spindle Nose To Column Surface: 460 mm
 Working Table: 550 x 500 mm
 Cross Travel: 380 mm
 Column Diameter: ø115 mm
 Machine Packing Measurement:
 L x W x H / (with stand)
 762 x 864 x 1143 mm
 L x W x H / (w/o stand)
 584 x 864 x 1143 mm
 N.W./G.W.: 250/280 kgs
 20' Container Q'ty: 36 sets (with stand)
 52 sets (w/o stand)

Stand Packing:
 L x W x H / 965 x 800 x 203 mm
 N.W./G.W.: 35/36kgs

	In Mild Steel	Drilling	32mm (1-1/4")
	Face Mill	76mm (3")	
	End Mill	20mm (3/4")	
	Tapping	16mm (5/8")	
	In Light Alloy		32mm (1-1/4")

Stand is optional



MD-400C2F/400S2F

Motor 3ø: 1.5HP
 Spindle Speed (R.P.M.)
 1 Speed Motor (standard): 60Hz 150-3000
 50Hz 125-2500
 2 Speed Motor (optional): 60Hz 75-3000
 50Hz 62-2500

Spindle Taper: MT3 or RB
 Spindle Stroke: 130mm (PF=107 mm)
 Spindle Nose To Column Surface: 205 mm
 Cross Table: 400C2F: 585 x 190 mm
 Square Table: 400S2F: 555 x 495mm
 Longitudinal Travel: 340mm
 Cross Travel: 180mm
 Column Diameter: ø115mm
 Number of T-slots: 400C2F: 4 / 400S2F: 2
 T-slots Size:
 400C2F: 14 x 24 mm / 400S2F: 16 x 26 mm
 Packing Measurement: L x W x H /
 400C2F: 737 x 839 x 1854 mm
 400S2F: 737 x 889 x 1854 mm
 N.W./G.W.:
 400C2F: 280/310 kgs
 400S2F: 270/300 kgs
 20' Container Q'ty: 21 sets (400C2F)
 18 sets (400S2F)

	In Mild Steel	Drilling	32mm (1-1/4")
	Face Mill	76mm (3")	
	End Mill	20mm (3/4")	
	Tapping	16mm (5/8")	
	In Light Alloy		32mm (1-1/4")



MILL / DRILL GEAR HEAD TYPE

MD-400HC/400HS

Cross Table
Square Table

Motor 3ø: 1.5HP
 Spindle Speed (R.P.M.)
 1 Speed Motor (standard): 60Hz 150-3000
 50Hz 125-2500
 2 Speed Motor (optional): 60Hz 75-3000
 50Hz 62-2500

Spindle Taper: MT3 or RB
 Spindle Stroke: 130 mm
 Spindle Nose To Column Surface: 205 mm
 Cross Table: 400HC: 585 x 190 mm
 Square Table: 400HS: 555 x 495 mm
 Longitudinal Travel: 340 mm
 Cross Travel: 180 mm
 Column Diameter: ø115 mm
 Number of T-slots: 400HC: 4 / 400HS: 2
 T-slots Size:
 400HC: 14 x 24 mm / 400HS: 16 x 26 mm
 Packing Measurement: L x W x H /
 400HC: 737 x 839 x 1854 mm
 400HS: 737 x 889 x 1854 mm
 N.W./G.W.:
 400HC: 280/310 kgs
 400HS: 270/300 kgs
 20' Container Q'ty: 21 sets (400HC)
 18 sets (400HS)

	In Mild Steel	Drilling	32mm (1-1/4")
	Face Mill	76mm (3")	
	End Mill	20mm (3/4")	
	Tapping	16mm (5/8")	
	In Light Alloy		32mm (1-1/4")



Stand is optional

MD-40/40N2F

Spindle Power Down Feed
0.12-0.18-0.25mm per/rev.

Motor 3ø: 1 HP
 Spindle Speed (R.P.M.)
 1 Speed Motor (standard): 60Hz 60-1500
 50Hz 50-1250
 2 Speed Motor (optional): 60Hz 60-3000
 50Hz 50-2500

Spindle Taper: MT3 or RB
 Spindle Stroke: 130 mm (PF=107 mm)
 Spindle Nose To Column Surface: 260 mm
 Working Table: 730 x 210 mm
 Longitudinal Travel: 415 mm
 Cross Travel: 230 mm
 Column Diameter: ø115 mm
 Number of T-slots: 4
 T-slots Size: 16 x 26 mm
 Packing Measurement: L x W x H /
 800 x 737 x 1143 mm
 N.W./G.W.: 270/300 kgs
 20' Container Q'ty: 42 sets (w/o stand)

	In Mild Steel	Drilling	32mm (1-1/4")
	Face Mill	100mm (4")	
	End Mill	20mm (3/4")	
	Tapping	20mm (3/4")	
	In Light Alloy		32mm (1-1/4")



MD-40Hc/40Hs

Cross Table
Square Table

Motor 3ø: 1 HP
Spindle Speed (R.P.M.):
1 Speed Motor (standard): 60Hz 60-1500
50Hz 50-1250
60Hz 60-3000
2 Speed Motor (optional): 60Hz 60-3000
50Hz 50-2500

Spindle Taper: MT3 or R8
Spindle Stroke: 130 mm
Spindle Nose To Column Surface: 260 mm
Cross Table: 40HC: 585 x 190 mm
Square Table: 40HS: 555 x 495 mm
Longitudinal Travel: 40HC: 340 mm
Cross Travel: 40HC: 180 mm
Column Diameter: ø115 mm
Number of T-slots: 40HC: 4 / 40HS: 2
T-slots Size:
40HC: 14 x 24mm / 40HS: 16 x 26 mm
Packing Measurement:
L x W x H / 839 x 737 x 1817 mm
N.W./G.W.:
40HC: 280/310 kgs
40HS: 270/300 kgs
20' Container Q'ty: 21 sets

In Mild Steel		
Drilling	32mm	(1-1/4")
Face Mill	100mm	[4"]
End Mill	20mm	(3/4")
Tapping	20mm	(3/4")
In Light Alloy		
	32mm	(1-1/4")



MD-40C2F/40S2F

Motor 3ø: 1 HP
Spindle Speed (R.P.M.):
1 Speed Motor (standard): 60Hz 60-1500
50Hz 50-1250
60Hz 60-3000
2 Speed Motor (optional): 60Hz 60-3000
50Hz 50-2500

Spindle Taper: MT3 or R8
Spindle Stroke: 130 mm (PF107 mm)
Spindle Nose To Column Surface: 260 mm
Cross Table: 40C2F: 585 x 190 mm
Square Table: 40S2F: 555 x 495 mm
Longitudinal Travel: 40C2F: 340 mm
Cross Travel: 40C2F: 180 mm
Column Diameter: ø115 mm
Number of T-slots: 40C2F: 4 / 40S2F: 2
T-slots Size:
40C2F: 14 x 24mm / 40S2F: 16 x 26 mm
Packing Measurement:
L x W x H / 839 x 737 x 1817 mm
N.W./G.W.:
40C2F: 280/310kgs
40S2F: 270/300kgs
20' Container Q'ty: 21 sets

In Mild Steel		
Drilling	32mm	(1-1/4")
Face Mill	100mm	[4"]
End Mill	20mm	(3/4")
Tapping	20mm	(3/4")
In Light Alloy		
	32mm	(1-1/4")

Cross Table / Square Table
Spindle Power Down Feed
0.12-0.18-0.25mm per/rev.



MD-43s/43SF 43c/43CF

27.6" Drilling machine
S=Square table
C=Cross Table
SF=Square Table+Power Down Feed
CF=Cross Table+Power Down Feed

Motor 3ø: 2HP
Spindle Speed (R.P.M.):
1 Speed Motor(MT4):
60Hz 90-1790 rpm 50Hz 75-1570 rpm
2 Speed Motor(MT3):
60Hz 90-3580 rpm 50Hz 75-3140 rpm
Drilling Capacity in Mild Steel:
43S/43C: 32mm / 43SF/43CF: 36mm
Spindle Taper:
43S/43C: MT3 / 43SF/43CF: MT3
Spindle Travel: 150 mm
Spindle Nose To Column Surface: 350mm
Spindle Nose To Table:
43S/43SF: 950 mm / 43C/43CF: 800 mm
Spindle Nose To Base: 1300 mm
Quill Diameter: ø62mm
Column Diameter: ø120mm
Number of Power Down feed: 43SF/43CF: 4 Step
(0.08, 0.12, 0.16, 0.22mm per/rev)
Working Surface of Table:
43S/43SF: 405 x 805mm / 43C/43CF: 300 x 600mm
Number of T-slots:
43S/43SF: 2 / 43C/43CF: 7
T-slots Size:
43S/43SF: 16 x 26 mm / 43C/43CF: 14 x 24 mm
Packing Measurement:
43S/43SF: L x W x H / 1930 x 570 x 840 - S
43C/43CF: L x W x H / 1930 x 570 x 890 - C
N.W./G.W.:
43S: 240/270 kgs 43C: 260/290 kgs
43SF: 260/290 kgs 43CF: 270/300 kgs
20' Container Q'ty: 24 sets



MD-205s/205SF 205c/205CF

22" Drilling machine
S=Square table
C=Cross Table
SF=Square Table+Power Down Feed
CF=Cross Table+Power Down Feed

Motor 3ø: 1.5HP
Spindle Speed (R.P.M.):
2 Speed Motor (standard):
60Hz: 90-3580rpm 50Hz: 75-3140rpm
Drilling Capacity in Mild Steel:
205S/205C: 32mm / 205SF/205CF: 32mm
Spindle Taper:
205S/205C: MT3 / 205SF/205CF: MT3
Spindle Travel: 150 mm
Spindle Nose To Column Surface: 284mm
Spindle Nose To Table:
205S/205SF: 915mm / 205C/205CF: 780mm
Spindle Nose To Base: 1262 mm
Quill Diameter: ø62mm
Column Diameter: ø100mm
Number of Power Down feed: 205SF/205CF: 4 Step
(0.08, 0.12, 0.16, 0.22mm per/rev)
Working Surface of Table:
205S/205SF: 405x505mm
205C/205CF: 585x190mm
Number of T-slots:
205S/205SF: 2 / 205C/205CF: 4
T-slots Size:
205S/205SF: 16x26 mm / 205C/205CF: 14x24 mm
Packing Measurement:
205S/205SF: L x W x H / 850 x 570 x 880 mm
205C/205CF: L x W x H / 810 x 940 x 1940 mm
N.W./G.W.:
205S: 200/230 kgs 205C: 220/260 kgs
205SF: 210/240 kgs 205CF: 240/270 kgs
20' Container Q'ty:
205S/205SF/24 sets / 205C/205CF/14 sets



MD-19 | 20" 12Speed

Motor : 1 HP
 Range of Spindle Speed (R.P.M.):
 60Hz 140-260
 50Hz 115-2165
 Spindle Taper: MT3
 Spindle Travel: 120 mm
 Spindle Nose To Column Surface: 250 mm
 Spindle Nose To Table: 470 mm
 Spindle Nose To Base: 1225 mm
 Quill Diameter: ø55 mm
 Column Diameter: ø100 mm
 Working Surface of Table:
 420 x 470 mm
 300 x 350 mm (For optional swivel table)
 Number of T-slots: 2
 T-slots Size: 16 x 26
 Overall Height: L x W x H /
 825 x 573 x 1792.5 mm
 N.W./G.W.: 200/230 kgs
 Shipping Volume: L x W x H /
 965 x 750 x 1855 mm
 20' Container Q'ty: 18 sets

In Mild Steel	Drilling	28mm (1-1/8")
	Tapping	16mm (5/8")



MD-19v | 20" Variable Speed Drilling Machine

Motor (AC Inverter) : Max. 1 HP 230V 3ø
 Range of Spindle Speed (R.P.M.): 0-2000
 Spindle Taper: MT3
 Spindle Travel: 120 mm
 Spindle Nose To Column Surface: 250 mm
 Spindle Nose To Table: 470 mm
 Spindle Nose To Base: 1225 mm
 Quill Diameter: ø55 mm
 Column Diameter: ø100 mm
 Working Surface of Table:
 420 x 470 mm
 300 x 350 mm (For optional swivel table)
 Number of T-slots: 2
 T-slots Size: 16 x 26 mm
 Overall Height: L x W x H /
 828 x 573 x 1792.5 mm
 N.W./G.W.: 200/230 kgs
 Shipping Volume: L x W x H /
 965 x 750 x 1855 mm
 20' Container Q'ty: 18 set

In Mild Steel	Drilling	28mm (1-1/8")
	Tapping	18mm (11/16")

Keyless chuck
 optional Acc



MILL / DRILL GEAR HEAD TYPE

MD-45/45N2F

Spindle Power Down Feed
 0.12-0.18-0.25mm per/rev.

Motor 3ø 1HP
 Spindle Speed (R.P.M.)
 Speed Motor: 60Hz 60-1500 60-3000 (Optional)
 50Hz 50-1250 50-2500 (Optional)
 Spindle Taper: MT3 or R8
 Spindle Stroke: 130 mm (PF=107mm)
 Spindle Nose To Column Surface: 255 mm
 Working Table: 820 x 240 mm
 Longitudinal Travel: 520 mm
 Cross Travel: 210 mm
 Packing Measurement:
 L x W x H / 915 x 737 x 1194 mm
 N.W./G.W.: 330/360 kgs
 20' Container Q'ty: 18 sets

In Mild Steel	Drilling	32mm (1-1/4")
	Face Mill	100mm (3")
	End Mill	20mm (3/4")
	Tapping	20mm (3/4")
In Light Alloy		32mm (1-1/4")



Stand is optional

MILL / DRILL GEAR HEAD TYPE

MD-45FBS+DRO

Ball Screw + Digital Readout
 Spindle Power Down Feed
 0.12-0.18-0.25mm per/rev.

Motor: 3ø 1HP 1ø 1-1/2HP
 Spindle Speed (R.P.M.)
 1 Speed Motor (standard):
 60Hz 60-1500 50Hz 50-1250
 2 Speed Motor (optional):
 60Hz 60-3000 50Hz 50-2500
 Spindle Taper: MT3 or R8
 Spindle Travel: 130 mm (PF=107 mm)
 Spindle Nose To Column Surface: 255mm
 Spindle Nose To Table: 460 mm
 Longitudinal Travel: 520 mm
 Cross Travel: 210 mm
 Quill Diameter: ø75 mm
 Working Surface of Table: 820 x 240 mm
 Number of T-slots: 4
 T-slots Size: 16 x 26 mm
 Packing Measurement:
 L x W x H / 915 x 737 x 1194 mm
 N.W./G.W.: 330/360 kgs
 20' Container Q'ty: 18 sets

In Mild Steel	Drilling	32mm (1-1/4")
	Face Mill	100mm (3")
	End Mill	20mm (3/4")
	Tapping	20mm (3/4")
In Light Alloy		32mm (1-1/4")



Stand is optional

Standard Accessories

40 Series

MODEL ACCESSORY	MD-40HS, MD-40S2F, MD-46SF		MD-40/40N2F, MD45/45N2F		MD-40HC, MD-40C2F	
	MT #3 / MT #4	R8	MT #3	R8	MT #3	R8
CHUCK ARBOR	✓	✓	✓	✓	✓	✓
HANDLE ROD	✓	✓	✓	✓	✓	✓
KNOB	✓	✓	✓	✓	✓	✓
PUNCH KEY	✓		✓		✓	
PAINT (CAN)	✓	✓	✓	✓	✓	✓
LOCK HANDLE FOR HEAD BODY	✓	✓	✓	✓	✓	✓
HEAD HANDLE	✓	✓	✓	✓	✓	✓
TABLE HANDLE WHEEL	✓	✓	✓	✓	✓	✓

25/31/400 Series

MODEL ACCESSORY	MD-25		MD-31/31N2F		MD-400HC/400C2F		MD-400HS/400S2F	
	MT 3	R8	MT 3	R8	MT 3	R8	MT 3	R8
CHUCK ARBOR	✓	✓	✓	✓	✓	✓	✓	✓
HANDLE ROD	✓	✓	✓	✓	✓	✓	✓	✓
KNOB	✓	✓	✓	✓	✓	✓	✓	✓
PUNCH KEY	✓		✓		✓		✓	
DRILL CHUCK	✓	✓	✓	✓				
2-1/2" CUTTER	✓	✓						
2-1/2" ANGLE VISE	✓	✓						
PAINT (CAN)	✓	✓	✓	✓	✓	✓	✓	✓
TABLE HANDLE WHEEL	✓	✓	✓	✓	✓	✓	✓	✓
HEAD HANDLE	✓	✓	✓	✓	✓	✓	✓	✓
3" FACE CUTTER			✓	✓				
3" U TYPE VISE			✓	✓				
LOCK HANDLE FOR HEAD BODY			✓	✓	✓	✓	✓	✓

MD-19/19V

STANDARD ACCESSORIES:

- MT#3 spindle taper
- Chuck Arbor
- Headle Rod
- Head Headle
- Knob
- Punch Key for MT#3
- Paint (Can)
- 1/2" (13mm) Keyless Drill Chuck

MD-500S/500C

STANDARD ACCESSORIES:

- Chuck Guard (CE only)
- CE Switch (CE only)
- Punch Key
- Paint (Can)

MD-205/43 Series

STANDARD ACCESSORIES:

- Table Handle Wheel
- Head Headle
- Chuck Arbor
- Headle Rod
- Paint (Can)



Standard Accessories

40 Series

MODEL	MD-40HS, MD-40S2F, MD-46SF		MD-40/40N2F, MD45/45N2F		MD-40HC, MD-40C2F	
	MT #3 / MT #4	R8	MT #3	R8	MT #3	R8
CHUCK ARBOR	✓	✓	✓	✓	✓	✓
HANDLE ROD	✓	✓	✓	✓	✓	✓
KNOB	✓	✓	✓	✓	✓	✓
PUNCH KEY	✓		✓		✓	
PAINT (CAN)	✓	✓	✓	✓	✓	✓
LOCK HANDLE FOR HEAD BODY	✓	✓	✓	✓	✓	✓
HEAD HANDLE	✓	✓	✓	✓	✓	✓
TABLE HANDLE WHEEL	✓	✓	✓	✓	✓	✓

25/31/400 Series

MODEL	MD-25		MD-31/31N2F		MD-400HC/400C2F		MD-400HS/400S2F	
	MT 3	R8	MT 3	R8	MT 3	R8	MT 3	R8
CHUCK ARBOR	✓	✓	✓	✓	✓	✓	✓	✓
HANDLE ROD	✓	✓	✓	✓	✓	✓	✓	✓
KNOB	✓	✓	✓	✓	✓	✓	✓	✓
PUNCH KEY	✓		✓		✓		✓	
DRILL CHUCK	✓	✓	✓	✓				
2-1/2" CUTTER	✓	✓						
2-1/2" ANGLE VISE	✓	✓						
PAINT (CAN)	✓	✓	✓	✓	✓	✓	✓	✓
TABLE HANDLE WHEEL	✓	✓	✓	✓	✓	✓	✓	✓
HEAD HANDLE	✓	✓	✓	✓	✓	✓	✓	✓
3" FACE CUTTER			✓	✓				
3" U TYPE VISE			✓	✓				
LOCK HANDLE FOR HEAD BODY			✓	✓	✓	✓	✓	✓

MD-19/19V

STANDARD ACCESSORIES:

- MT#3 spindle taper
- Chuck Arbor
- Headle Rod
- Head Headle
- Knob
- Punch Key for MT#3
- Paint (Can)
- 1/2" (13mm) Keyless Drill Chuck

MD-500S/500C

STANDARD ACCESSORIES:

- Chuck Guard (CE only)
- CE Switch (CE only)
- Punch Key
- Paint (Can)

MD-205/43 Series

STANDARD ACCESSORIES:

- Table Handle Wheel
- Head Headle
- Chuck Arbor
- Headle Rod
- Paint (Can)



Optional Accessories



Deluxe stand



Box table for RF-35



Power table feed



Chuck guard for mill/drill



Chuck guard for Drill press



CE F/R switch



Tapping control




Keyless chuck



Collect chuck set




7pcs milling chuck



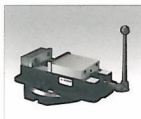
MT drill chuck arbor



Mouse taper sleeve



K-type milling vise




Ang-fixed milling vise



3 Way angle vise




Magnetic base and hose nozzles



3"-4" Grip vise



D.R.O.



Ball screw

BASIC ACCESSORIES
For Your Mill/Drill

5 in 1 Package

Drill chuck and key

Face milling cutter

3 in 1 Package

Halogen light

52 pcs clamping kits

3" U type vise



Coolant System

FREJO TH INTERNATIONAL LTD.

8F #501, SEC.2, WU CHUAN W. RD., TAICHUNG 408, TAIWAN, R.O.C.

TEL:886-4-23816977

FAX:886-4-23813584.23813769

E-mail: mail@frejoth.com.tw

web-site <http://www.frejoth.com.tw>